



Split-Core Current Transformer

CR3110-3000, .40" WINDOW

The 3110 Split-core current transformer is designed to provide a low cost method to monitoring electrical current. A unique hinge and locking snap allows attachment without interrupting the current-carrying wire. High secondary turn will develop signals up to 10.0 Vac across a burden resistor.



SHOWN APPROX. FULL SIZE

Features

- Small Size
- Low cost
- High secondary turns
- Secure locking hinge

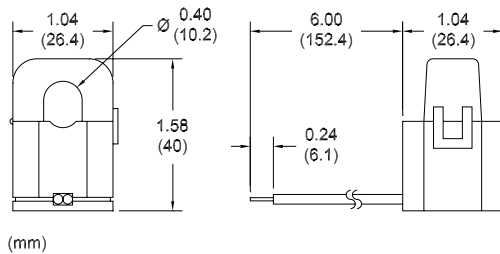
Applications

- Portable instruments
- Sub-metering
- Monitor motor loads

Part Number

CR3110-3000 Split-Core Current Transformer

Outline Drawing



Specifications

- Maximum Continuous Primary Current: 75 AAC
- Secondary Turns: 3000
- Wire Lead: AWG #18
- DC Resistance: 460 Ohms @ 20°C
- Frequency: 50/60 Hz

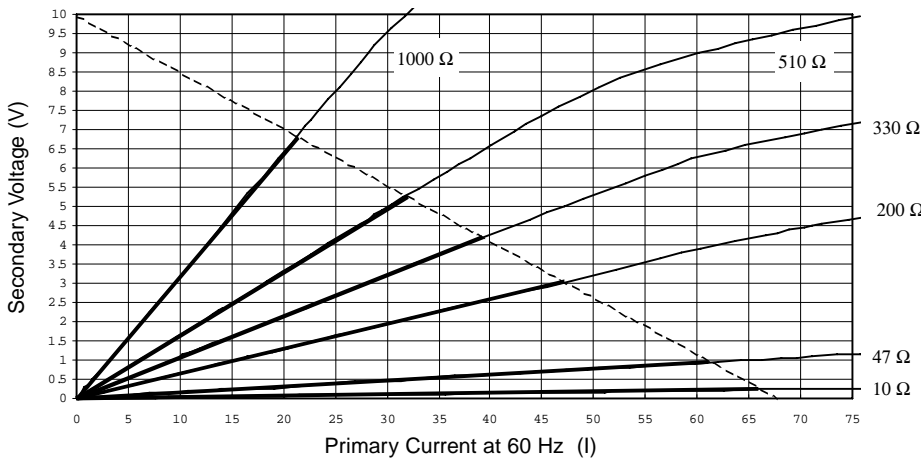
Internet Resources: <http://www.crmagnetics.com/>

- Pricing: [pricing/3110.html](http://www.crmagnetics.com/pricing/3110.html)
- Selection guides: [transformer.html](http://www.crmagnetics.com/transformer.html)
[split-core.html](http://www.crmagnetics.com/split-core.html)

Agency Approval Data

- Wire Leads: AWG #18, UL 1015, 600 V, 105 °C
- Magnet Wire: UL E201757, .09 mm dia, 3UEW
- Dielectric (Hi-pot): 1000 V

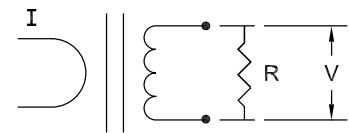
Electrical Output



Bold lines indicate linear region according to formula:

$$V = \frac{I \times R}{3100}$$

V in Volts AC RMS
I in Amps AC RMS
R in Ohms



CR Magnetics, Inc. 544 Axminister Dr. Fenton MO USA 63026 V: 636.343.8518 F: 636.343.5119
Web: <http://www.crmagnetics.com>

E-mail: sales@crmagnetics.com